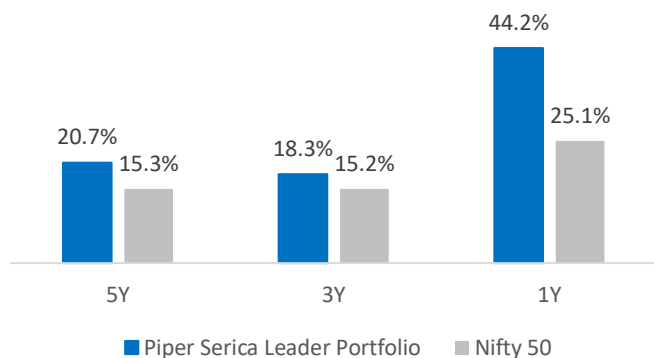


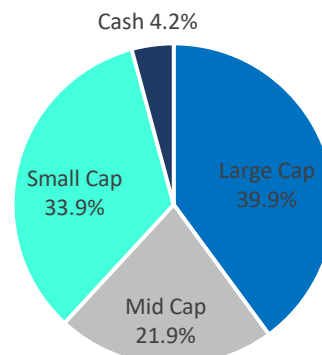
## Investment Summary

India has the world's largest population of millennials and Gen-Z. The emerging sectors that benefit from this demographic profile and high-quality product and service aspiration, will grow much faster than the traditional sectors. By building a strong moat, the leaders of these sectors will grow fast and create higher value for their shareholders. We invest in these LEADERS. They compound earnings for a very long period of time with very little business volatility and create fabulous returns for long term investors.

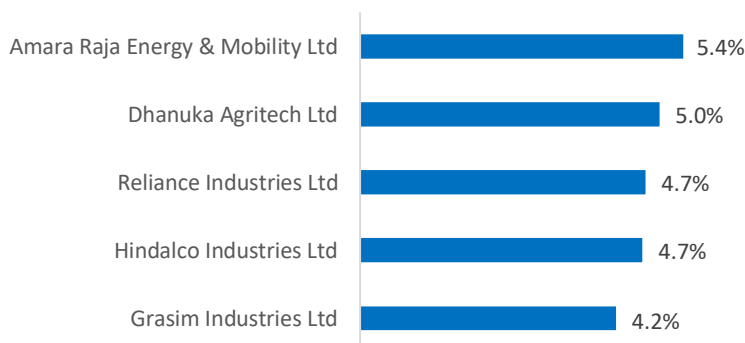
## Piper Serica PMS Return Comparison



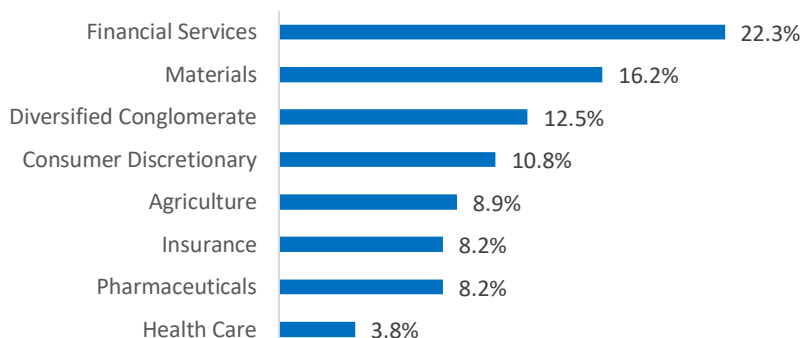
## Market Cap Allocation\*



## Top 5 holdings



## Sectoral Classification



## Key risk ratios

	Fund	BSE 500 TRI
Ann. Std. Deviation	20.27	19.53
R - Squared	0.74	1.0
Tracking Risk	3.03	0.0
Sharpe Ratio	0.96	0.89
M - Squared	18.69	17.36
CAPM Beta	0.89	1.0
Treynor	21.71	17.36
Jensen's Alpha	3.89	0.0

## PMS Details

Strategy	Piper Serica Leader Portfolio Strategy
SEBI Reg. no.	INP000006749
Inception Date	24-06-2019
Category	Multi-Cap
Benchmark	Nifty 50 TRI
Min Investment	INR 50,00,000
Custodian	Kotak Mahindra Bank Ltd.
SIP Option	Available after minimum investment
STP Option	Available

## Fees

	Option 1	Option 2	Option 3
Fixed	0.0%	1.5%	2.5%
Performance share	20.0%	15.0%	0.0%
Hurdle Rate	6.0%	8.0%	0.0%
Exit Load (1st year)	2%	2%	2%

## Contact us

Website: [www.piperserica.com](http://www.piperserica.com)  
 Email: [contact@piperserica.com](mailto:contact@piperserica.com)  
 Phone: +91 22 66545370  
 Mobile: +91 9773329822  
 Contact Person: Shivam Agarwal

## About Us

Piper Serica Advisors Pvt. Ltd. manages Piper Serica Leader Strategy PMS and is also the advisor to Piper Serica Numero Uno India Fund based in Mauritius. Its portfolios are based on a unique top-down strategy. The investment process has four parts – identification of fast-growing sectors, validation of the competitive edge of the leader of each sector by using the Porter Competitive Edge model, valuation and lastly, dynamic management of allocations and risk.

## Disclosure

This information is for illustration and discussion purposes only and is not intended to be, nor should it be construed or used as investment, tax or legal advice, any recommendation, or an offer to sell, or a solicitation of any offer to buy, an interest in any security. Performance of the PMS shown is net of applicable fees & expenses & presumes reinvestment of income. Performance data quoted represents past performance; past performance does not guarantee future results. The investment return and principal value of an investment will fluctuate.